



Year 10 PPEs (Pre-public examinations)

4th – 13th May 2022

GENERAL REVISION ADVICE

1. Make a revision timetable so that you can plan your revision.

Revision timetable

Student's name

Subjects

- 1.
- 2.
- 3.
- 4.
- 5.
- 6.

2. Try different ways of revising:

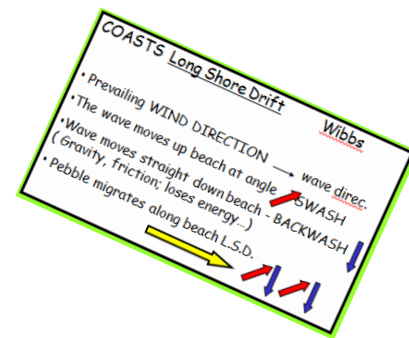
Mind maps

Doddle

Flashcards

Highlight key words – reduce your notes

Revision apps/websites



3. **BUG** the question in the exams – Always read the questions!

BUBBLE command words

UNDERLINE key points

GLANCE back



B . U . G .

4. Find out from your teacher what a model answer looks like so that you can reach your target grade.

5. Spend at least two hours on revision each night.

**2 hour on revision
per night**



6. Attend all revision sessions available to you.

7. Turn off all mobile devices whilst revising!



8. Get plenty of sleep before your exam and eat well.



9. Make sure that you have all the equipment you need for each exam.

10.



Year 10 Exam timetable commencing Wednesday 4th May

Waterleat Road

Day	9.00 start	Break	11.45 start
Wednesday 4 th May			English Language – 1hr45
Thursday 5 th May	<u>Option I</u> Construction – 1hr Geography 1hr30 Computer Science – 1hr30 Health & Social Care – 1hr Drama – 1hr10 History – 1hr45 Ethics – 1hr45 Sport – 1hr		Maths Non-Calculator – 1hr30
Friday 6 th May	Science Biology – 1hr45		English Literature – 1hr45
Monday 9 th May	Maths Calculator – 1hr30		<u>Option H</u> Child Development – 1hr15 French Writing – 1hr Computer Science – 1hr30 Geography – 1hr30 Ethics – 1hr45 History – 1hr45 Food & Nutrition – 1hr45
Tuesday 10 th May	<u>Option G</u> Business – 1hr Health & Social Care – 1hr Construction – 1hr Music – 1hr Food & Nutrition – 1hr45 Sport – 1hr Geography – 1hr30		<u>Option F</u> Business – 1hr Sport – 1hr Child Development – 1hr15 Drama – 1hr10 Geography – 1hr30
Wednesday 11 th May	French Listening & Reading – 1hr20		
Thursday 12 th May			
Friday 13 th May			



Year 10 Examinations

4th May - 13th May 2022

ENGLISH LANGUAGE

Exam Board: AQA

Format of the exam:

Paper 1 – Explorations in creative reading and writing

Section A – 40 Marks

You will have a fiction extract to read and then answer four questions.

Q1: 4 Marks

Select four pieces of information

Q2: 8 Marks

Analyse how the writer uses language in a short extract of the text

Q3: 8 Marks

Analyse how the writer uses structure to engage the reader

Q4: 20 Marks

Evaluate how successful the writer is at creating mood/atmosphere in the text

Section B – 40 Marks (24 Marks for content, 16 Marks for technical accuracy)

You will be given an image and a choice of two tasks, descriptive or narrative writing.

Hints and tips for preparation:

Read a wide variety of fiction – your teacher or the librarian can help with suggestions

Practise writing within a specified time

Complete practice exam paper/questions – resources are available on the Google classroom or from your English teacher and attend grade booster sessions.

Useful websites & where to find help:

BBC Bitesize

Mr Bruff on You Tube

Grade Booster

Sessions



Year 10 Examinations

4th May - 13th May 2022

ENGLISH LITERATURE

Exam Board: AQA

Format of the exam:

Paper 1

19th Century Literature and Post 1914 Literature

1 Hour 45 Minutes

Section A – 30 Marks 50 Minutes)

- a) Question on an extract from A Christmas Carol
 - b) Question on theme/character elsewhere in the play
- Assessment objectives tested: AO1, AO2, AO3

Section B – 30 Marks (including 4 marks for SPAG) (50 Minutes)

You will choose ONE question and write an essay

Assessment objectives tested: AO1, AO2, AO3

Topics that need to be revised:

A Christmas Carol – Character, theme, context

An Inspector Calls – Character, theme, context

Hints and tips for preparation:

Re-read the texts – copies on the Google classroom

Memorise key quotations linked to character, theme and context

Practise writing within a specified time

Complete practice exam paper/questions – resources are available on the Google classroom or from your English teacher

Attend Grade Booster sessions





Year 10 Examinations

4th May - 13th May 2022

GCSE Mathematics 9-1

Exam Board - AQA

Format of the exam:

1 Hour 30 minutes

Paper 1 – Non Calculator (80 marks) 1 hour 30 mins

Paper 2 – Calculator (80 marks) 1 hour 30 mins

Topics that need to be revised (full list available from classroom teacher)

Number; Algebra; Graphs, tables & charts; Fractions, decimals and percentages;
Equations & sequences; Angles; Averages & range; Perimeter, area & volume;
Transformations; Ratio & Proportion; Right-angled triangles, Probability;
Constructions, loci & bearings; Indices and standard form.
(Higher tier only: non-right angled triangles, cumulative frequency & histograms)

Hints and tips for preparation:

Exam style questions will be covered in class and revision classes.

Students have been given a revision list linked to online content on Dr Frost maths and corbettmaths.com. A full list of topics and references is available from your maths teacher will also be able to help with any queries and questions you may have.

Ensure when answering questions that you check your workings, displaying your method in a clear and logical manner and attempt all the questions.

Finally, we sell GCSE revision guides. These can be Purchased through ParentPay. A selection of other revision resources is also available.

Useful websites &
where to find help:

www.drfrostmaths.com

www.mathspad.co.uk

www.corbettmaths.com



Year 10 Examinations

4th May - 13th May 2022

AQA GCSE 9-1 GEOGRAPHY



Format of the exams:

Paper 1: Physical Geography & Fieldwork: 1 hour 30 minutes

There will be **THREE** sections: Living World, Urban Issues, Maths skills and fieldwork.

You must answer **ALL** the questions.

Topics that need to be revised:

There will be one Geography paper during PPE week, containing questions from a real GCSE Paper 1, Paper 2 and Paper 3. The PPE will last 90 minutes. See below for what you should revise. Not everything will be in the PPE, but you should have a good understanding of the topics:

Living World (25 marks)

- Key words and definitions (producers, consumers, decomposers, nutrient cycle etc)
- Small scale ecosystems (e.g. hedgerow) and their interrelationships
- Global ecosystems (biomes) locations and characteristics.
- Tropical rainforests - location, characteristics, adaptations of plants and animals.
- Amazon case study on causes and impacts of deforestation.
- Sustainable management of tropical rainforests
- Cold environments - location, climate, plant and animal adaptations.
- Svalbard case study - opportunities and challenges/threats.

Urban Issues (33 marks)

- Urbanisation - where is it happening (which regions of the world) and why (push / pull factors and natural increase)
- Lagos case study
 - Location
 - Importance of the city nationally and internationally
 - Economic and social opportunities (employment, healthcare, education etc)
 - Economic, social and environmental challenges (low paid jobs/informal economy, slums - Makoko, access to services such as clean water, energy, pollution)
- London case study
 - Location
 - Importance of the city nationally and internationally
 - Economic and social opportunities (cultural, entertainment, employment etc)
 - Economic, social and environmental challenges (inequalities in wealth, housing, education, impacts on environment - waste, urban sprawl,
 - London, Stratford (East London) urban regeneration - London 2012 Olympics (Lower Lea Valley). Reasons for urban regeneration, the main features of the project and the ongoing impacts (Legacy) as a result.

- **Urban sustainability**
 - Features of urban sustainability - water, green space, energy and waste disposal (Frieburg example)
 - Traffic management - problems and solutions (London, Beijing, Singapore etc as examples)

Fieldwork & Mathematical skills (16 marks)

- **Graphs - reading and interpreting them:**
 - Pie charts
 - Bar charts
 - Line graphs
- **Calculating averages**
 - Mean
 - Median
 - Mode
 - Range
- **Fieldwork**
 - Understanding the route to enquiry - use this link: <https://www.bbc.co.uk/bitesize/guides/zqk7nbk/revision/1> (look at all 6 pages!)

Hints and tips for preparation:

Read the questions carefully and use the B.U.G. technique.

Look at the number of marks per question. A four-mark question will require 2 developed points. 2x2

Study the resources carefully and provide evidence from the resources in your answers.

Actually state 'Fig 2 shows' Or 'I can see from Fig 2 that

Follow all instructions – if it says use evidence or data in your answer you must as marks are allocated for this.

Learn your case studies thoroughly, with specific reference to the place using place names, specific facts and data.

Be careful to ensure your case study matches the question if the question specifically asks for an HIC or LIC or NEE.

Check your case study answer carefully to ensure that you do not drop SPaG marks – spelling, capital letters, paragraphs and geographical vocabulary needed.

Stretch and challenge for top grades:

Ensure that you demonstrate good Geographical understanding. e.g. if the question asks about sustainability refer to social, economic and environmental sustainability.

If the question asks for the effects be sure to be able to state primary and secondary effects or social, economic, environmental effects.

Ensure you use connectives in your answers. E.g. However, as a result of, consequently, ...

A question which asks 'to what extent' you MUST state your opinion – to a great extent, to some extent, to no extent.

Useful websites & where to find help:

Seneca Learning - <https://senecalearning.com/>

BBC Bitesize - <http://www.bbc.co.uk/schools/gcsebitesize/geography/>

Time for Geography <https://timeforgeography.co.uk/>

Google Classroom

GCSE Geography AQA 9-1 Revision Guide (available to purchase online)

ISBN: 978 1 78294 610 6



Year 10 Examinations

4th May - 13th May 2022

Computer Science

Exam board - OCR

Format of the exam:

- Computer Systems
-

Mixture of short answer and long answer questions based on theory work studied in class.

Topics that need to be revised:

Unit 1 – Computer Systems
• Systems Architecture
• Memory and Storage
• Computer networks, connections and protocols
• Network security
• System software
• Ethical, legal, cultural and environmental impacts of digital technology

Exam details:

80 marks

1 hour and 30 minutes

Written paper (no calculators allowed)

Hints and tips for preparation:

Ensure that you revise thoroughly using:

- Google classroom.
- Exercise book.
- Knowledge organiser.

- White workbook.
- Craig and Dave YouTube channel - Unit 1 content - https://www.youtube.com/c/craigndave/playlists?view=50&sort=dd&shelf_id=2
- Seneca - work will be uploaded to Seneca learning.

Stretch and challenge for top grades:

Make sure that you know how to create a range of algorithms.

Make sure you have a look at the marks for each question. As an example, a 4-mark question wanting 2 examples requires 2 examples and a description for both to gain the higher marks.

Useful websites & where to find help:

- https://www.youtube.com/c/craigndave/playlists?view=50&sort=dd&shelf_id=2
- Replay coding you have done this year.



Year 10 Examinations

4th May - 13th May 2022

HISTORY

Exam board – Edexcel

Length of the exam:

The exam will last for 1 hour 45 minutes.

Always begin by reading through the whole paper at the start of the exam.
You must answer every question on the exam paper.

Format of the paper: American West (Booklet P) & Anglo-Saxon & Norman England (Booklet B)

Question styles	Marks available
Explain Two consequences of... Explain two different things that happened due to an event.	8 marks
Write a narrative account analysing... Explain how certain events link together to form an outcome.	8 marks
Explain the importance of... (Choose 2 of the 3 options) Explain the impact of a person or an event for an outcome.	8 marks
Describe two features of... Name a feature and give specific information about it.	4 marks
Explain why... 3 Paragraph essay explaining why something was able to happen.	12 marks
How far do you agree... (Choose 1 of the 2 options) You will be given a quote about an event. You will need to justify which whether you agree or not with the quotation. Explain reasons for your opinion and suggest why the other reason could be considered correct. Introduction, 2 paragraphs of your opinion, 1 paragraph of the other side and a conclusion.	16 marks

Topics to focus on:


American West:

- Gold Rush
- Cattle Industry
- Transcontinental Railroad
- Dawes Act



Anglo-Saxon and Norman England:

- Castles
- Succession Crisis
- House of Godwin



Hints and tips for preparation:

Have a go at answering every question.

Practice PEE for your 8 Mark+ questions.

Use BUG and remain focussed on what the question asks you to do.

Answer both Booklet P and Booklet B within the time.

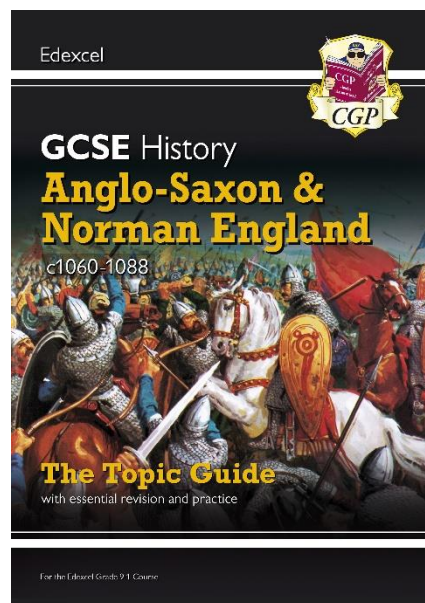
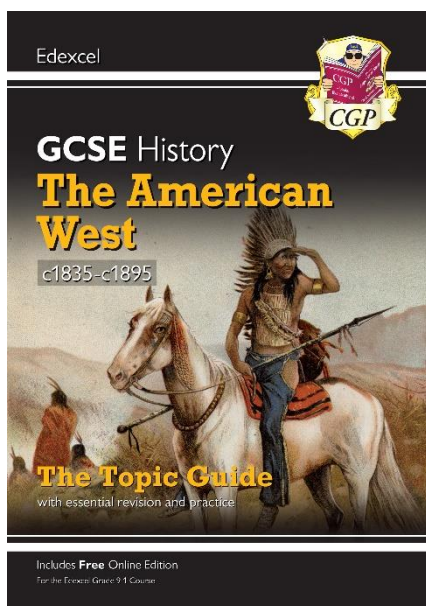
Where to revise:

Use the [BBC Bitesize](https://www.bbc.com/bitesize) website.

Watch YouTube videos explaining how to answer questions.

Watch YouTube videos giving overview of the suggested topics.

Purchase the revision guides for each topic through ParentPay.



How to 'raise your grades':

Use hierarchy in your essay questions; e.g. *the most important reason etc.*

Plan your answer for 8 Mark+ questions to make your writing cohesive and flow logically.

Add Second Order Concepts, Key Words and specific knowledge.

Answer with a definite answer in mind throughout and conclude with clear judgement.

Stay focused on the question and keep all answers within the dates given.



Year 10 Examinations

4th May - 13th May 2022

COMBINED SCIENCE

Exam board – OCR

Combined Science - Format of the exam:

- Biology - foundation and higher
 - 1 hour 45-minute exam that consists of 95 marks
- Questions in this exam will be both long and short responses with questions relating to practical techniques. This will include calculations where appropriate. All questions will be on biology. Ensure you bring a calculator to the exam
- Topics that need to be revised Foundation:
 - Homeostasis, Diabetes, Cardiovascular disease, carbon cycle, reflexes & neurons, food webs & chains, ecosystems, evolution, natural selection, genetic disorders, respiration, communicable disease, Vaccinations, xylem & Phloem
- Topics to be revised Higher:
 - Communicable diseases, Xylem & Phloem, cardiovascular disease, evolution, DNA, natural selection, blood sugar, eukaryotic cells, genetic disorders, sex linked disease, ecosystem, carbon cycle, respiration,

Hints and tips for preparation:

Revision guides are available to purchase from your teacher for £5.75

Make sure you are using a number of different revision techniques in order for you to prepare fully. Make sure you are using your revision guides and your class work books in order to see what topics have been covered and therefore what you could have a question on. Use SENECA learn and BBC Bitesize

Stretch and challenge for top grades:

For those students sitting the higher tier paper make sure you look at the higher tier sections in your revision guide and make sure you use past papers to practice your examination technique. Revision is also available on SENECA.



Year 10 Examinations

4th May - 13th May 2022

FRENCH

Exam board - AQA

Format of the exam:

Listening exam – Foundation. Questions in English and French

Reading exam – Foundation. Questions in English and French

Writing exam –

Foundation: Q1 write 4 sentences about a photo.

Q2 – write 40 words about 4 bullet points

Q3 – English to French translation

Q4 – Longer written question on birthdays, free-time activities & how you get along with family & friends (90 words – Foundation) (Use the answers you have written to your speaking questions to help)

Speaking exam – A picture card, a role play, and conversation questions on the topic of yourself, family & friends (you have prepared answers to these questions in lessons) – **w/b**

16th May

Topics that need to be revised:

Home/house/town/birthdays/environment/charity & voluntary work/hobbies/family/free-time/health/school

Grammar – present, past and future tenses, conditional (Higher)

Key exam vocabulary sheets

Hints and tips for preparation:

Ensure that you learn your answers to the speaking questions. Practise writing basic things about school & remember to include past, future and conditional tenses. Practise your speaking questions by reading answers out loud. Remember to include a variety of explained opinions and connectives. Keep it accurate but simple! Don't try and say what you don't know in French!

Stretch and challenge for top grades:

Ensure that you learn all your complex structures, such as:

Après avoir joué/Après être allé(e) – After having played/After having been

Je me suis couché(e) à/Je me suis levé(e) à/Je me suis bronzé(e) – I went to bed at/I woke up at/I sunbathed

Si j'étais riche, j'achèterais – If I were rich, I would buy

S'il fera beau .. If it is going to be nice

Useful websites & where to find help:

Your year 10 Google Classroom – your teacher can post the key phrases sheet for you to refer to.

ClassCharts – for key information to revise.

Seneca

If you are unsure about anything, speak to your teacher, either in person or send them an email.



Year 10 Examinations

4th May - 13th May 2022



SPANISH

Exam board - AQA

Format of the exam:

Listening exam – questions in English and Spanish

Reading exam – questions in English and Spanish, translation Spanish to English

Writing exam – English to Spanish translation, 2 written questions - 1 on Holidays

Speaking exam – A picture card, a role play and conversation questions on the topics of school & holidays – **Friday 20th May**

Topics that need to be revised:

School/Holidays/family/free-time

Grammar – present, past and future tenses and explained opinions

Hints and tips for preparation:

Ensure that you practise writing about holidays & remember to include past, future and conditional tenses.

Practise your speaking questions by reading answers out loud. Keep it accurate but simple! Don't try and say what you don't know in Spanish!

Use your KOs and quizzes posted on our Google Classroom to revise vocab

Stretch and challenge for top grades:

Ensure that you learn all your complex structures, such as:

Despues de (jugar) – After (playing)

Antes de (jugar) - Before (playing)

Si ganara la lotería – If I won the lottery

Si mis padres me dejan/Si tengo tiempo ... - If my parents let me/If I have time...



Year 10 Examinations

4th May - 13th May 2022

GCSE DRAMA

Exam board – AQA

Format of the PPE:

Component 1 Understanding Drama

Written Examination – 1hr 30mins exam that consists of 3 sections -

Section A – 4 Questions – Theatre Roles & Terminology (4 Marks)

Section B – 4 Questions on The Set Text 'Blood Brothers' (44 Marks)

Make sure you are using your class notes, practice questions, videos of the set work on Google Classroom and Paignton Online.

Stretch and challenge for top grades:

Remember: In Section B you will be given a specific extract to focus on and you are talking about playing the character, giving examples of how you would use vocal and physical skills to perform a role in Blood Brothers. Include references to the social, historical & economic context of the play. There will always be a design-based question for 4 marks. Refer to top mark exemplar questions given out in class.

Useful websites & where to find help:

SPECIMEN PAPERS & MARK SCHEMES & EXAMINERS FEEDBACK:

Paignton Online & Google Classroom: 'Blood Brothers' videos

<http://www.aqa.org.uk/subjects/drama/gcse/drama-8261>



Year 10 Examinations

Health and Social Care

Exam board - OCR

Format of the exam:

One written paper lasting 60 minutes

Topics that need to be revised:

- The 5 rights
- Why rights are important
- How to maintain rights
- The 3 values of care
- The 10 early years values of care
- Why values are important
- The PIES effects if values are not applied
- The 5 pieces of legislation
- How laws affect service users, care practitioners and service providers
- Safety procedures
- Security measures
- Personal Hygiene
- How to protect individuals from accidents

Hints and tips for preparation:

- Use Google Classroom. There are revision PowerPoints and activities on here for you to revise.
- Take your folders home to revise

Stretch and challenge for top grades:

Use mark schemes found on the OCR website to help with revision and see the quality needed to achieve full marks on the longer questions. Use the consolidation questions and previous exams in your folders to see how to gain top marks

Useful websites & where to find help:

- Your books
- Progress folders
- <https://www.ocr.org.uk/qualifications/cambridge-nationals/health-and-social-care-level-1-2-j801-j811/assessment/> for past papers and mark schemes

See Mr Love, Mrs Perrett or Mrs Newsam



Year 10 Examinations

Child Development

Exam board - OCR

Format of the exam:

One written paper lasting 1 hour and 15 minutes

Topics that need to be revised:

- Pre-conceptual health
- Factors to consider before trying for a baby
- Reproduction
- Roles and responsibilities of parenthood
- Contraception
- Antenatal checks
- Birth
- Postnatal checks and support
- Premature babies
- Discipline
- Signs of childhood illnesses
- Diet related illness
- Safety

Hints and tips for preparation:

- Use Google Classroom. There are revision PowerPoints and activities on here for you to revise.
- Take your folders home to revise

Stretch and challenge for top grades:

Use mark schemes found on the OCR website to help with revision and see the quality needed to achieve full marks on the longer questions. Use the consolidation questions and previous exams in your folders to see how to gain top marks

Useful websites & where to find help:

- Your books
- Progress folders
- <https://ocr.org.uk/qualifications/cambridge-nationals/child-development-level-1-2-j818/assessment/> for past papers and mark schemes

See Mr Love, Mrs Perrett or Mrs Newsam



Year 10 Examinations

4th May - 13th May 2022

Ethics

Format of the exam:

Students will sit the AQA Ethics GCSE in Year 11. Students have completed many assessments using this format of 1, 2, 3, 4 and 5 style questions. The PPE exam is 1hr 45 minutes long, and comprises of four sets of questions to reflect the actual GCSE paper.

Each question is a certain type of question and requires a specific way of answering to gain full marks.

- 1.** Make sure you learn the keywords and terms relating to each topic. These questions are worth 1 mark and require you to select the correct answer from a choice of 4 key terms.
- 2.** These questions ask for two facts and are worth 2 marks. You do not need to write an explanation. A list of the two requested answers is enough to get full marks.
- 3.** These questions are worth 4 marks and ask you to explain something. To get full marks you need to identify a relevant idea and follow it with a reason for example. This should take you about 4 minutes to answer.
- 4.** These questions are worth 5 marks and ask you to explain something. It is similar to No.3 questions and to get full marks you need to identify a relevant idea and follow it with a reason or example. This should take you about 5 minutes to answer.
- 5.** These questions are worth 12 Marks – **half the allocated mark for each section.** They require you to explain reasons to support a statement, reasons to not support a statement and finally your own opinion supported by beliefs of others. This should take you about 12 minutes to answer.

Topics that need to be revised:

The exam will be based on the three topics studied in class.

1. Christian Practices
2. Peace & Conflict
3. Relationships & Families

Christian Practices	Peace & Conflict	Relationships & Family
Types of Worship	Causes & Consequences	Sexuality
Prayer	Forgiveness & Reconciliation.	Homosexuality
Eucharist	Violent protest & Terrorism	Adultery
Baptism	WMDs	Marriage
Street Pastors	Just War	Divorce
Food Banks	Holy War Islam	C21st Families
Poverty	Pacifism & Peace Making	Gender Equality
Forgiveness and Reconciliation	Religion as a cause of war	Gender Roles

Hints and tips for preparation:

All revision materials are available on Google Classroom. There are also links to Quizlet.com which is a very useful resource for learning key terms and spellings. There is a large selection of practice questions available on Google Classroom. If you attempt these your teacher will mark them and pass on ideas for development.

Come to the Year 10 Ethics after school revision session.

Take home the mind-maps and revision cards that will be prepared in lessons.

Stretch and challenge for top grades:

To get top grades you need to be aware of exam format, have thoroughly revised the prescribed topics, and to make sure you write in enough detail giving examples and key terms wherever possible.

Seneca Learning

Free revision tasks geared specifically toward the AQA GCSE. You will be set some topic areas to learn and test yourself. Check out the Ethics Google Classroom for links.

Useful websites & where to find help:

All revision materials are provided on Google Classroom. Of course, students may use any additional books or websites linked to the prescribed topics to further enhance personal knowledge of these topics.


[https://quizlet.com /](https://quizlet.com/)

Google Classroom

Recommended Revision Guides.

New Grade 9-1 GCSE Religious Studies: AQA A Revision Guide with Online Edition

[For the new Grade 9-1 GCSE course](#)





Year 10 Examinations

BTEC FIRST AWARD IN MUSIC

Exam board – EDEXCEL

Format of the exam:

Written examination – ALL SECTIONS UNIT 1 THE MUSIC INDUSTRY

1-hour exam that consists of THREE SECTIONS. Total of 50 marks

REVISE ALL SECTIONS – JOBS AND ORGANISATIONS

SECTION A – SHORT ANSWER QUESTIONS

SECTION B – LONGER QUESTIONS IN RESPONSE TO A SCENARIO

SECTION C - ESSAY STYLE QUESTIONS IN RESPONSE TO A SCENARIO

Hints and tips for preparation:

Make sure you are using your revision guide, previous practice papers we have done in class. Revise the Unions and music organisations especially the PRS, MU, BECTU

Stretch and challenge for top grades:

Remember: you need to make links between jobs and organisations in Section B and C. These questions are testing that you know how all the areas of the Music Industry and how they work together.

Useful websites & where to find help:

PAST PAPERS, MARK SCHEMES & EXAMINERS FEEDBACK:

[http://qualifications.pearson.com/en/support/support-topics/exams/past-papers.html?Qualification-Family=BTEC-Firsts&Qualification-Subject=Music%20\(2013\)%20-%20NQF&Status=Pearson-UK:Status%2FLive&Specification-Code=Pearson-UK:Specification-Code%2Ffirst12-music](http://qualifications.pearson.com/en/support/support-topics/exams/past-papers.html?Qualification-Family=BTEC-Firsts&Qualification-Subject=Music%20(2013)%20-%20NQF&Status=Pearson-UK:Status%2FLive&Specification-Code=Pearson-UK:Specification-Code%2Ffirst12-music)

Paignton Online



Year 10 Examinations

Food Preparation & Nutrition

Exam board – WJEC EDUQAS

Format of the exam:

Written Examination 1 hour 45 minutes

50% of the qualification

This component will consist of **two** sections, both containing compulsory questions, and will assess the full range of specified GCSE content.

Section A: questions based on a specific stimulus/theme, always 15 marks

Section B: a range of question types to assess content related to food preparation and nutrition, always 85 marks but marks for each question may vary as appropriate to the question type.

Section A will always be 15 marks

- The type of stimuli will change each series e.g. recipe, flow diagram, mood board
- Visual stimuli will be in colour when it aids the learners to access the question
- All questions will relate to the stimulus materials
- Question types will vary as appropriate to the content being assessed.

Section B will always be 85 marks

- Question types will vary annually
- Some questions will have data or information to respond to
- Some questions will have a graduated lead in
- The need for extended writing will not be restricted to the last question

Topics that need to be revised:

- Food commodities
- Principles of nutrition
- Diet and good health
- The science of food
- Where food comes from
- Cooking and food preparation

Hints and tips for preparation:

(i) Understand the following terms which are commonly used in examination papers:

- **Define:** give the meaning of
- **List:** make a list
- **State:** write clearly but briefly
- **Describe:** give an account of

- **Discuss:** give important aspects of; give advantages and disadvantages of; give benefits and constraints of
- **Explain:** make clear, giving reasons
- **Evaluate:** give important aspects of; give your own opinion of
- **Assess:** consider, weigh up, evaluate, make a judgement about

(ii) Follow the instructions given on the front of the exam paper

(iii) Read each question carefully and highlight or underline key words

(iv) Remember that there are many different question types in sections A and B. Many questions test understanding as well as knowledge; candidates are likely to be asked to

44 assess or evaluate, rather than just list or explain a topic area. Candidates should practise applying their knowledge in this style of question

(v) Try not to use bullet points. This can look the same as writing a list, therefore it is important that candidates expand their answers and give a fact or point, explanation or reason, and good examples. One word answers are only acceptable for question types that ask for this type of response, e.g. name the main nutrient in chicken.

(vi) Check the number of marks available for each question, and remember that questions near the end of the paper are criteria marked so six or eight points may have to be given to earn 4 marks

(vii) Ensure answers are relevant

(viii) Write as legibly as possible and not use text speak

(ix) Write clearly on any additional continuation pages which question they are continuing to answer.

(x) Keep an eye on the time. Time should be left to read through answers, and check that facts (points), reasons or explanations and examples are given throughout.

Stretch and challenge for top grades:

Be able to show excellent analysis and evaluation of the topics covered. Demonstrate an in depth knowledge of nutrients. Demonstrate excellent knowledge and use correct terminology.

Useful websites & where to find help:

<https://www.food.gov.uk/>

<https://www.nutrition.org.uk/>



Year 10 Examinations

Enterprise and Marketing

Exam board - OCR

Format of the exam:

One written paper lasting 1 hour

Topics that need to be revised:

- Market segmentation and benefits of market segmentation
- Market research
- Customer feedback
- The product lifecycle
- Extension strategies for products in the product lifecycle
- Product differentiation
- The impact of external factors on product development

Hints and tips for preparation:

- Use the revision section of our Google Classroom to access the revision booklet and a copy of the textbook.
- Use the knowledge organiser section of our Google Classroom to access all the knowledge organisers since September. Use this to help you complete some notes on each topic.
- Take your books home to revise from. Use the mind map in your books to identify areas you need to revise.

Stretch and challenge for top grades:

Use mark schemes found on the OCR website to help with revision and see the quality needed to achieve full marks on the longer questions

Useful websites & where to find help:

- Your books
- Enterprise Google Classroom

<https://ocr.org.uk/qualifications/cambridge-nationals/enterprise-and-marketing-level-1-and-2-certificate-j819/assessment/> for past papers and mark schemes

See Mr Sobey